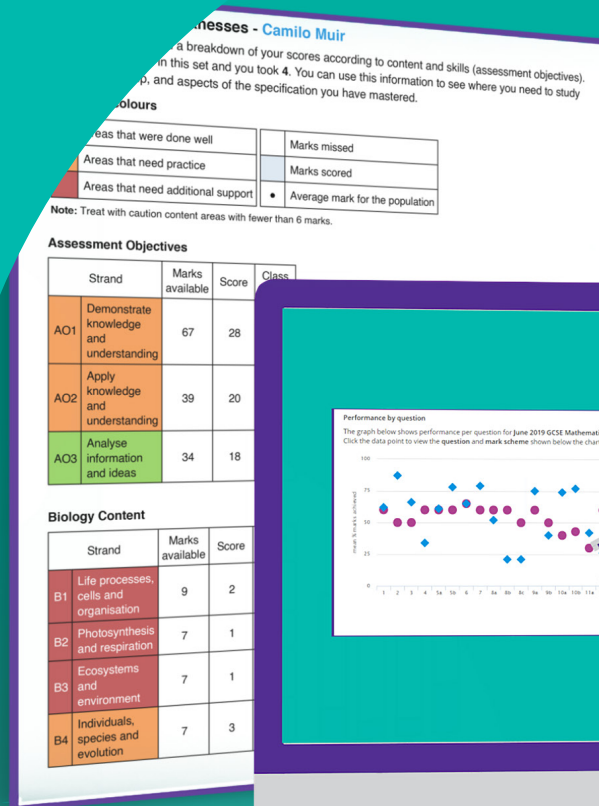
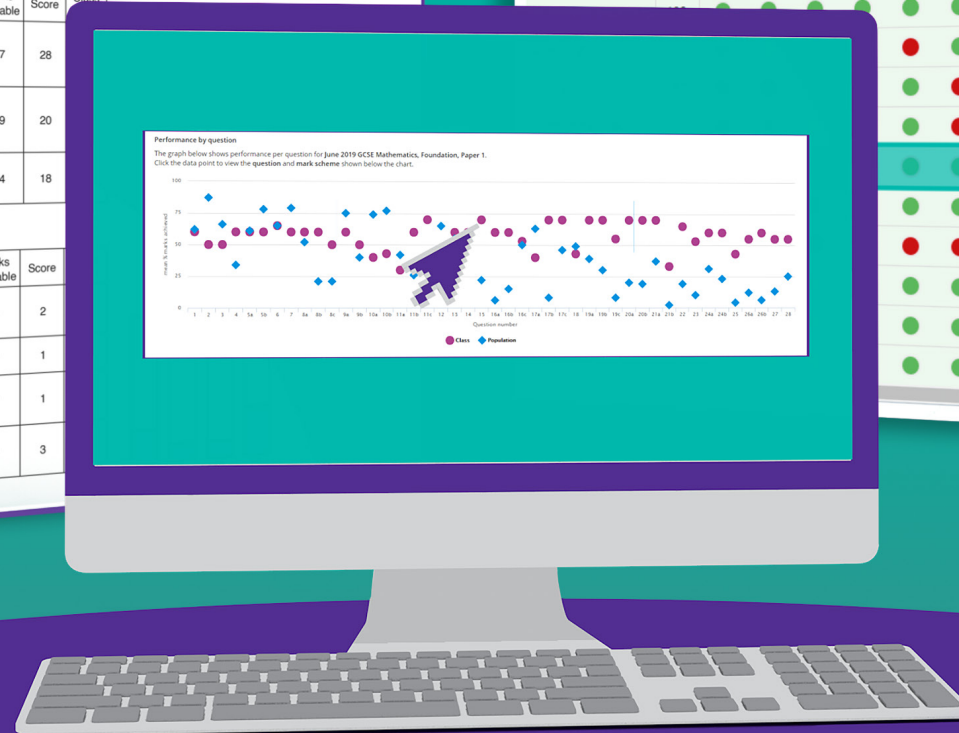


# MERiT student report example GCSE languages



Overview Mark Scheme Question

Name	%ile	1	2	3	4	5	6	7
Crawford, Andy	53							

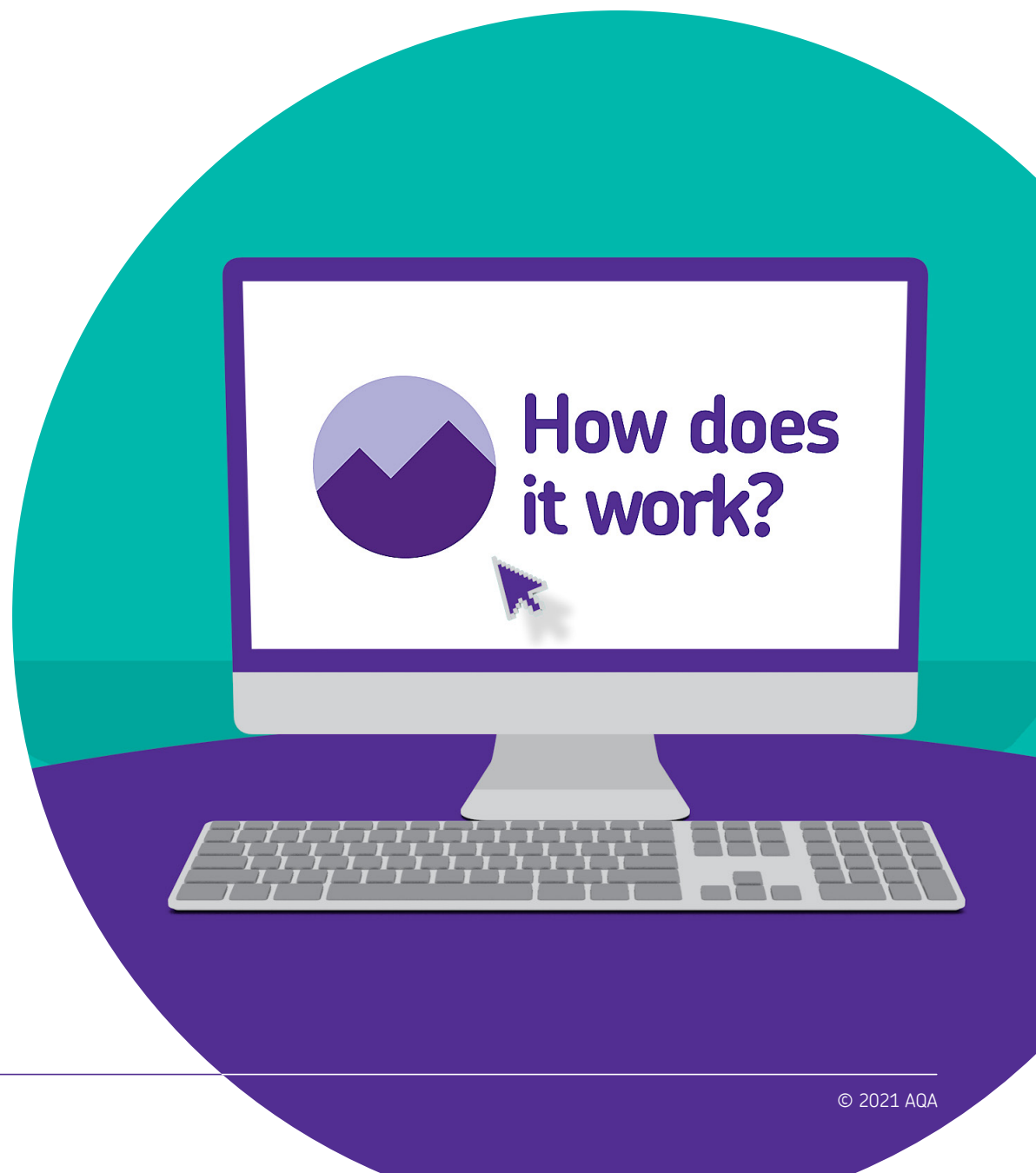


# Introduction

**MERiT from Exampro is a mock reporting tool that can help you to identify your students' strength and weaknesses.**

Once you've uploaded your student data and entered your students' mock exam marks, MERiT automatically generates detailed individual student and class reports.

Use this document to find out how you can use this data to help inform your planning and teaching.





## June 2019 GCSE Spanish Higher

### Individual student report - Zelda Davidson

The reports are based on comparisons with other students who took the same test(s) at about the same time as you. Use the reports to see what you still need to learn and revise. Remember, there may have been some topics that you have not yet been taught and the class score provides a good indication if this is the case.

Total score	82/170
Number of questions not attempted	0
Marks not attempted	0

Test	Date taken	Marks available	Score	Rank
Paper 1H Listening	05 Nov 2020	50	26	-
Paper 3H Reading	05 Nov 2020	60	21	-
Paper 4H Writing	05 Nov 2020	60	35	-

### Summary

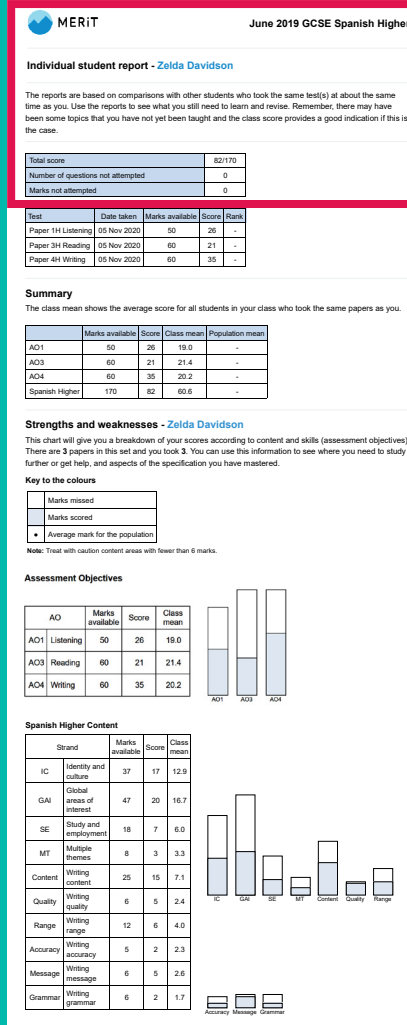
The class mean shows the average score for all students

	Marks available	Score	Class mean	Population mean
AO1	50	26	19.0	-
AO3	60	21	21.4	-
AO4	60	35	20.2	-
Spanish Higher	170	82	60.6	-

Review your individual student performance quickly with this overview.

'Number of questions not attempted' could indicate that a student has run out of time or lacked the confidence to attempt one or more questions.

'Marks not attempted' shows the impact of questions not attempted. Missing a couple of low value questions may not be a significant issue but skipping one or two high tariff questions could impact the student's overall result.





## June 2019 GCSE Spanish Higher

## Individual student report - Zelda Davidson

The reports are based on comparisons with other students who took the same time as you. Use the reports to see what you still need to learn and revise. There have been some topics that you have not yet been taught and the class score provides a good indication if this is the case.

Total score	82/170
Number of questions not attempted	0
Marks not attempted	0

Test	Date taken	Marks available	Score	Rank
Paper 1H Listening	05 Nov 2020	50	26	-
Paper 3H Reading	05 Nov 2020	60	21	-
Paper 4H Writing	05 Nov 2020	60	35	-

## Summary

The class mean shows the average score for all students in your class who took the same papers as you.

	Marks available	Score	Class mean	Population mean
AO1	50	26	19.0	-
AO3	60	21	21.4	-
AO4	60	35	20.2	-
Spanish Higher	170	82	60.6	-

Use this table to see if there is greater strength/weakness in a particular paper. The date can help in understanding where other external factors may have impacted a student's performance.

## Individual student report - Zelda Davidson

The reports are based on comparisons with other students who took the same test(s) at about the same time as you. Use the reports to see what you still need to learn and revise. Remember, there may have been some topics that you have not yet been taught and the class score provides a good indication if this is the case.

Total score	82/170
Number of questions not attempted	0
Marks not attempted	0

Test	Date taken	Marks available	Score	Rank
Paper 1H Listening	05 Nov 2020	50	26	-
Paper 3H Reading	05 Nov 2020	60	21	-
Paper 4H Writing	05 Nov 2020	60	35	-

## Summary

The class mean shows the average score for all students in your class who took the same papers as you.

	Marks available	Score	Class mean	Population mean
AO1	50	26	19.0	-
AO3	60	21	21.4	-
AO4	60	35	20.2	-
Spanish Higher	170	82	60.6	-

## Strengths and weaknesses - Zelda Davidson

This chart will give you a breakdown of your scores according to content and skills (assessment objectives). There are 3 papers in this set and you look 3. You can use this information to see where you need to study further or get help, and aspects of the specification you have mastered.

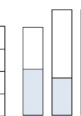
## Key to the colours

Marks missed
Marks scored
Average mark for the population

Note: Treat with caution content areas with fewer than 6 marks.

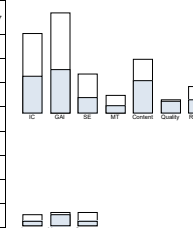
## Assessment Objectives

AO	Marks available	Score	Class mean
AO1 Listening	50	26	19.0
AO3 Reading	60	21	21.4
AO4 Writing	60	35	20.2



## Spanish Higher Content

Strand	Marks available	Score	Class mean
IC Identity and culture	37	17	12.9
GAI Global areas of interest	47	20	16.7
SE Study and employment	18	7	6.0
MT Multiple themes	8	3	3.3
Content Writing content	25	19	7.1
Quality Writing quality	6	5	2.4
Range Writing range	12	6	4.0
Accuracy Writing accuracy	5	2	2.3
Message Writing message	6	5	2.6
Grammar Writing grammar	6	2	1.7



Test	Date taken	Marks available	Score	Rank
Paper 1H Listening	05 Nov 2020	50	26	-
Paper 3H Reading	05 Nov 2020	60	21	-
Paper 4H Writing	05 Nov 2020	60	35	-

## Summary

The class mean shows the average score for all students in your class who took the same papers as you.

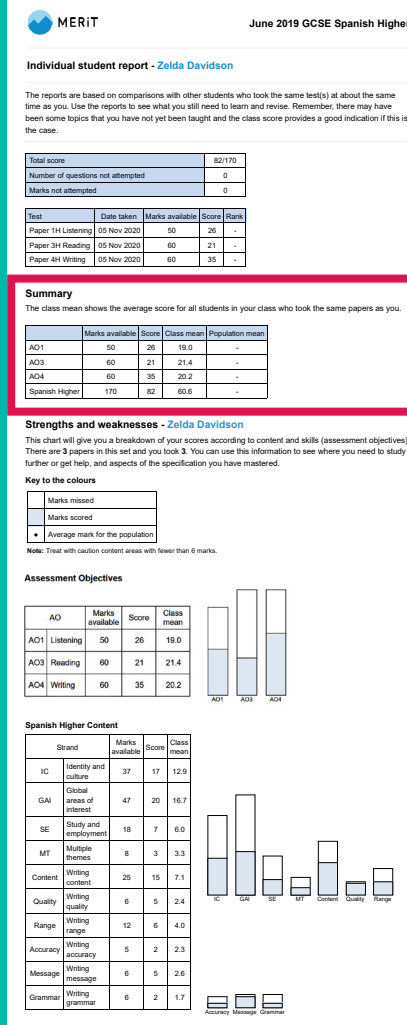
	Marks available	Score	Class mean	Population mean
AO1	50	26	19.0	-
AO3	60	21	21.4	-
AO4	60	35	20.2	-
Spanish Higher	170	82	60.6	-

Use this section to inform individual target-setting and help focus on areas for development.

See how a student is performing in certain AOs compared to others who sat the same paper at a similar time, with class and population means. Population data becomes available once enough schools have entered their marks.

Comparison between the student's score and the class mean indicates whether individual intervention or whole class learning needs to take place.

Get a better understanding of this information with the 'class overview' section of MERiT.



## Strengths and weaknesses - Zelda Davidson

This chart will give you a breakdown of your scores according to content and skills (assessment objectives).

There are **3** papers in this set and you took **3**. You can use this information to see where you need to study further or get help, and aspects of the specification you have mastered.

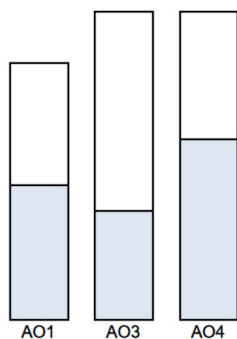
### Key to the colours

	Marks missed
	Marks scored
•	Average mark for the population

**Note:** Treat with caution content areas with fewer than 6 marks.

### Assessment Objectives

AO		Marks available	Score	Class mean
AO1	Listening	50	26	19.0
AO3	Reading	60	21	21.4
AO4	Writing	60	35	20.2



Help students quickly identify personal areas for development.

Encourage students to look at their paper alongside this report. Knowing why they achieved a particular mark – time management, content knowledge or awareness of the question requirements for example – will help them to work out how to improve.

### Spanish Higher Content

Strand		Marks available	Score	Class mean
IC	Identity and culture	37	17	12.9
GAI	Global areas of interest	47	20	16.7
SE	Study and	18	7	6.0



#### Individual student report - Zelda Davidson

The reports are based on comparisons with other students who took the same test(s) at about the same time as you. Use the reports to see what you still need to learn and revise. Remember, there may have been some topics that you have not yet been taught and the class score provides a good indication if this is the case.

Total score	62/170
Number of questions not attempted	0
Marks not attempted	0

Test	Date taken	Marks available	Score	Rank
Paper 1H Listening	05 Nov 2020	50	26	-
Paper 3H Reading	05 Nov 2020	60	21	-
Paper 4H Writing	05 Nov 2020	60	35	-

#### Summary

The class mean shows the average score for all students in your class who took the same papers as you.

	Marks available	Score	Class mean	Population mean
AO1	50	26	19.0	-
AO3	60	21	21.4	-
AO4	60	35	20.2	-
Spanish Higher	170	82	60.6	-

#### Strengths and weaknesses - Zelda Davidson

This chart will give you a breakdown of your scores according to content and skills (assessment objectives). There are 3 papers in this set and you took 3. You can use this information to see where you need to study further or get help, and aspects of the specification you have mastered.

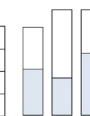
##### Key to the colours

	Marks missed
	Marks scored
•	Average mark for the population

**Note:** Treat with caution content areas with fewer than 6 marks.

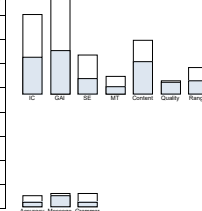
#### Assessment Objectives

AO		Marks available	Score	Class mean
AO1	Listening	50	26	19.0
AO3	Reading	60	21	21.4
AO4	Writing	60	35	20.2



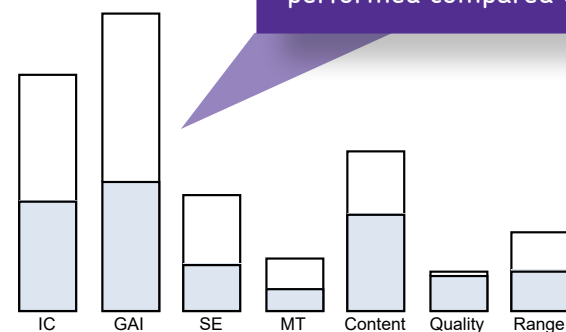
#### Spanish Higher Content

Strand		Marks available	Score	Class mean
IC	Identity and culture	37	17	12.9
GAI	Global areas of interest	47	20	16.7
SE	Study and employment	18	7	6.0
MT	Multiple themes	8	3	3.3
Content	Writing content	25	15	7.1
Quality	Writing quality	6	5	2.4
Range	Writing range	12	6	4.0
Accuracy	Writing accuracy	5	2	2.3
Message	Writing message	6	5	2.6
Grammar	Writing grammar	6	2	1.7



## Spanish Higher Content

Strand		Marks available	Score	Class mean
IC	Identity and culture	37	17	12.9
GAI	Global areas of interest	47	20	16.7
SE	Study and employment	18	7	6.0
MT	Multiple themes	8	3	3.3
Content	Writing content	25	15	7.1
Quality	Writing quality	6	5	2.4
Range	Writing range	12	6	4.0
Accuracy	Writing accuracy	5	2	2.3
Message	Writing message	6	5	2.6
Grammar	Writing grammar	6	2	1.7



Get a useful insight into how your student compares with others – when enough marks have been entered nationally, a black dot on the bar graph will indicate how a student has performed compared to the wider population.



June 2019 GCSE Spanish Higher

## Individual student report - Zelda Davidson

The reports are based on comparisons with other students who took the same test(s) at about the same time as you. Use the reports to see what you still need to learn and revise. Remember, there may have been some topics that you have not yet been taught and the class score provides a good indication if this is the case.

Total score	62/170
Number of questions not attempted	0
Marks not attempted	0

Test	Date taken	Marks available	Score	Rank
Paper 1H Listening	05 Nov 2020	50	26	-
Paper 3H Reading	05 Nov 2020	60	21	-
Paper 4H Writing	05 Nov 2020	60	35	-

## Summary

The class mean shows the average score for all students in your class who took the same papers as you.

	Marks available	Score	Class mean	Population mean
AD1	50	26	19.0	-
AD3	60	21	21.4	-
AD4	60	35	20.2	-
Spanish Higher	170	62	60.6	-

## Strengths and weaknesses - Zelda Davidson

This chart will give you a breakdown of your scores according to content and skills (assessment objectives). There are 3 papers in this set and you look 3. You can use this information to see where you need to study further or get help, and aspects of the specification you have mastered.

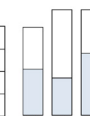
## Key to the colours

Marks missed
Marks scored
Average mark for the population

Note: Treat with caution content areas with fewer than 6 marks.

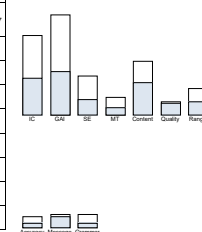
## Assessment Objectives

AO	Marks available	Score	Class mean
AD1 Listening	50	26	19.0
AD3 Reading	60	21	21.4
AD4 Writing	60	35	20.2



## Spanish Higher Content

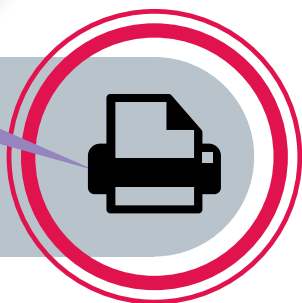
Strand	Marks available	Score	Class mean
IC	37	17	12.9
GAI	47	20	16.7
SE	18	7	6.0
MT	8	3	3.3
Content	25	15	7.1
Quality	6	5	2.4
Range	12	6	4.0
Accuracy	5	2	2.3
Message	6	5	2.6
Grammar	6	2	1.7



# Download and share

Export all or parts of the reports to easily share with parents and SLT.

Just click the **print symbol** found at the top right of the report window.



Download PDF report

Select what information should be in your report.

- ☒ Strengths and weaknesses
- ☒ Score distribution
- ☒ Performance by question

Preview PDF Close

Use class reports to evidence whole class progress with SLT. Include 'Score distribution' to evidence how the pattern of the cohort's performance compares with the rest of the population.

Output student report

Export the currently displayed class overview report.

Preview PDF Close

[Whole-class bulk export options...](#)

- ☒ All students in my class, one PDF file
- ☐ All students in my class, individual PDF files (.zip file)

Export Close

Download student reports as individual PDFs to share at parents' evenings. Include 'Strengths and weaknesses' to inform conversations about areas for further development and support plans for next steps.



Access MERiT at  
**[exampromerit.co.uk](https://exampromerit.co.uk)**